

Scaled data based on original data using  
LM-79-08 Approved Method: Electrical and Photometric Measurements of Solid-  
State Lighting Products

Test Report Prepared for  
Cooper Lighting Solutions  
(formerly Eaton)

Brand: INVUE

Report Number: P675191

Luminaire Tested: **CCW-SA-1D-840-U-T4FT**

Issue Date: 04/25/2023



**Test Information**

Test Method: LM-79-08  
Report Number: P675191  
Test Lab: INNOVATION CENTER(G1)  
Issue Date: 04/25/2023  
Manufacturer: COOPER LIGHTING SOLUTIONS (FORMERLY EATON)  
Product Line: INVUE  
Catalog Number: CCW-SA-1D-840-U-T4FT  
Description: INVUE CLEAR CURVE Wall Pack MOUNT LIGHT SQUARE LUMINAIRE @800mA w/  
T4FT distribution lens  
Light Source: (16) 4000K CCT, 80 CRI LEDs  
Ballast/Driver: ELECTRONIC DRIVER

**Summary**

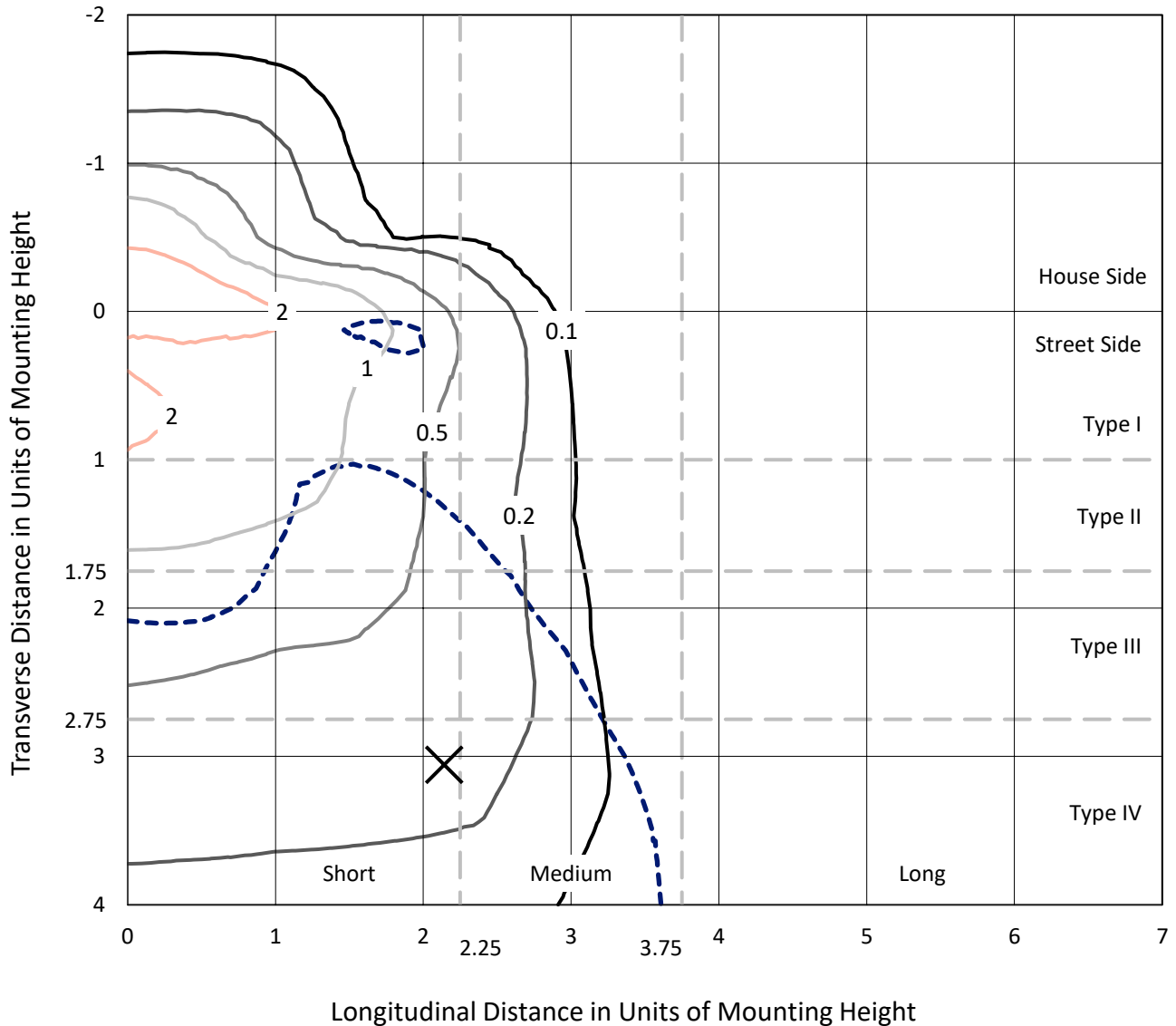
Lumens per Lamp: N/A  
Luminaire Lumens: 4751.9 lumens  
Efficiency: N/A  
Efficacy: 108.0 lumens/watt  
Luminous Opening: Rectangular (W 1' x L: 0.5' x H: 0')  
IES Classification: Type IV - Short  
BUG Rating: B1 - U0 - G2

Input Watts (W): 44  
Input Voltage (V): 120  
Input Current (Ain): NR  
Voltage Rise (V): NR  
Power Factor: NR  
Total Harmonic Distortion (THDi): NR  
Frequency (hertz): 60  
Stabilization Time: NR  
Operation Time: NR  
Ambient Temperature (°C): NR  
Test Distance: 25 FT

REPORT NUMBER: P675191  
 CATALOG NUMBER: CCW-SA-1D-840-U-T4FT

### Iso-Footcandle Lines of Horizontal Illumination

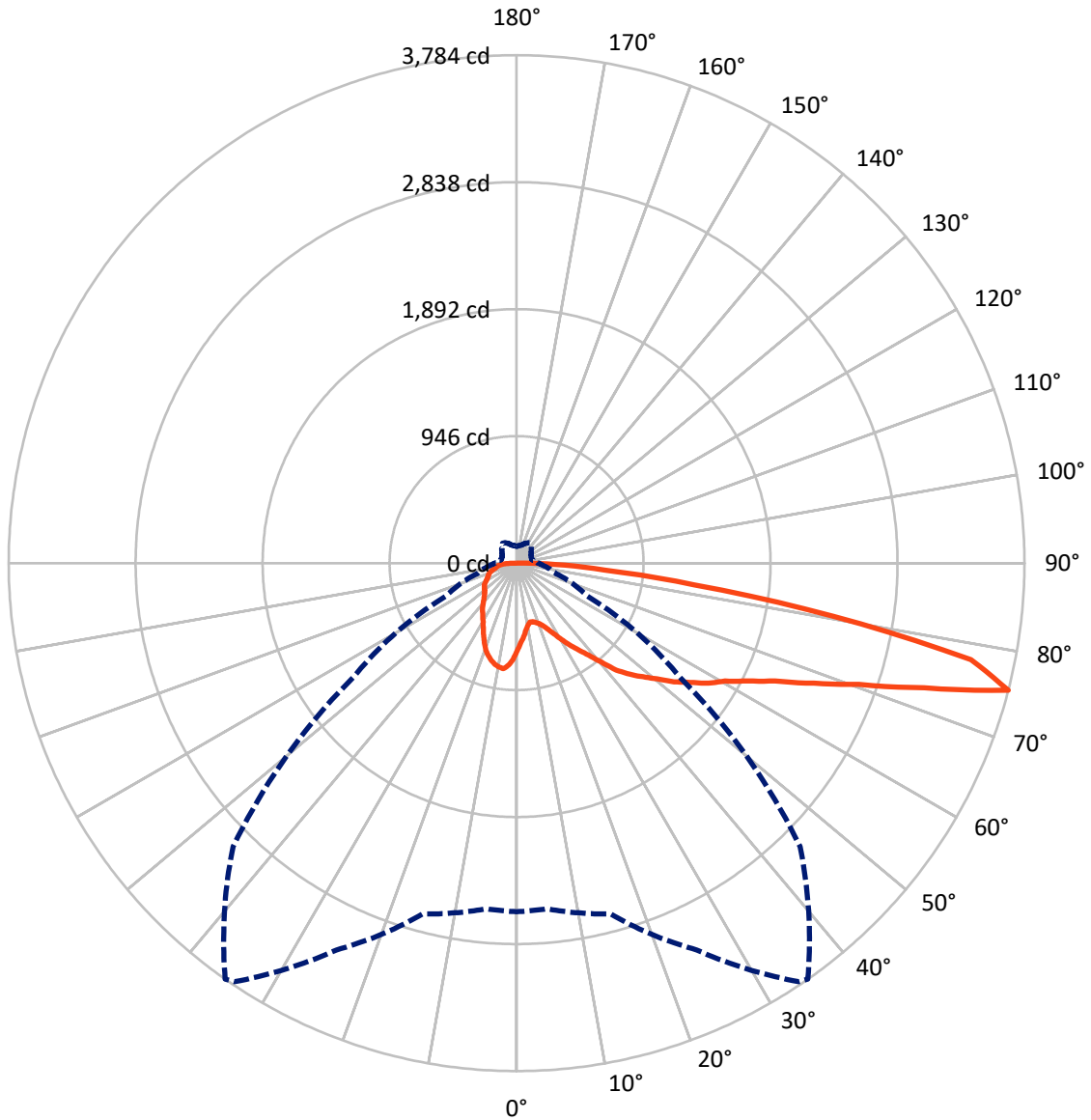
× Max cd  
 - - - 1/2 Max cd



Based on 15 foot mounting height. Maximum calculated value = 3.4 fc  
 Type IV - Short - N/A

REPORT NUMBER: P675191  
CATALOG NUMBER: CCW-SA-1D-840-U-T4FT

### Luminous Intensity Polar Plot



— Vertical Plane Through 35-Deg Lateral    - - - Horizontal Cone Through 75-Deg Vertical

REPORT NUMBER: P675191  
 CATALOG NUMBER: CCW-SA-1D-840-U-T4FT

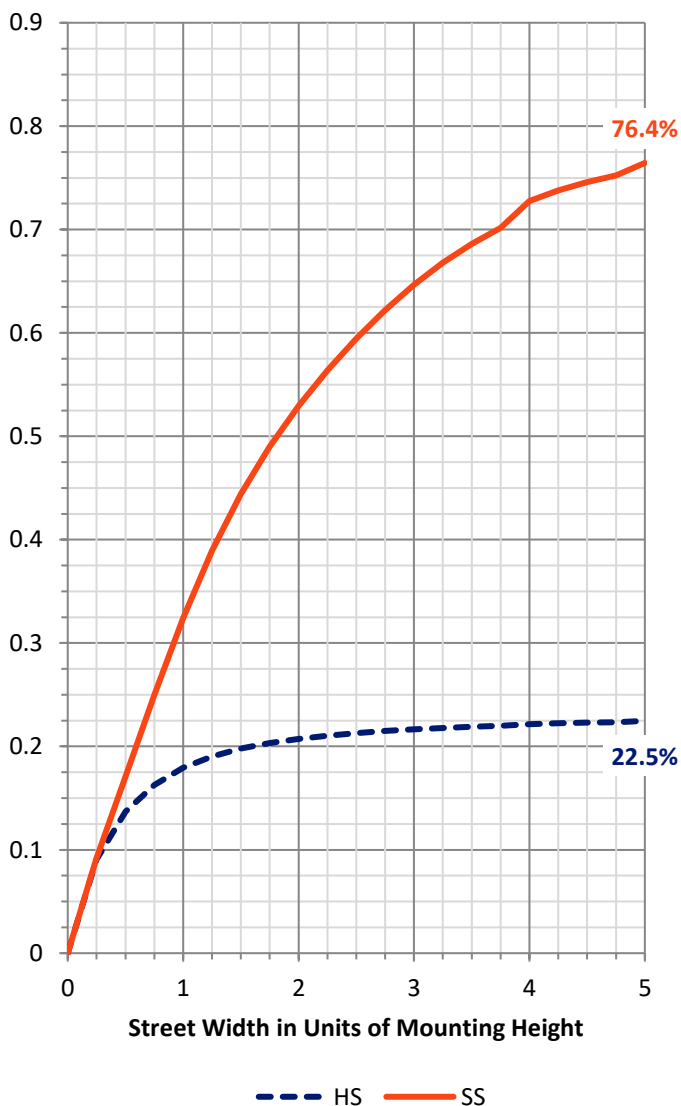
**FLUX DISTRIBUTION:**

		Downward	Upward	Total
<b>House Side</b>	Lumens	1092.1	0.0	1092.1
	% Fixture	23.0	0.0	23.0
<b>Street Side</b>	Lumens	3659.8	0.0	3659.8
	% Fixture	77.0	0.0	77.0
<b>Total</b>	Lumens	4751.9	0.0	4751.9
	% Fixture	100.0	0.0	100.0

**Coefficient of Utilization**

**ZONAL LUMENS:**

Zone	Lumens	% Fixture
0°-10°	62.0	1.3
10°-20°	180.0	3.8
20°-30°	298.7	6.3
30°-40°	442.9	9.3
40°-50°	638.5	13.4
50°-60°	878.1	18.5
60°-70°	1084.6	22.8
70°-80°	992.3	20.9
80°-90°	174.7	3.7
90°-100°	0.0	0.0
100°-110°	0.0	0.0
110°-120°	0.0	0.0
120°-130°	0.0	0.0
130°-140°	0.0	0.0
140°-150°	0.0	0.0
150°-160°	0.0	0.0
160°-170°	0.0	0.0
170°-180°	0.0	0.0
0°-90°	4751.9	100.0
0°-180°	4751.9	100.0



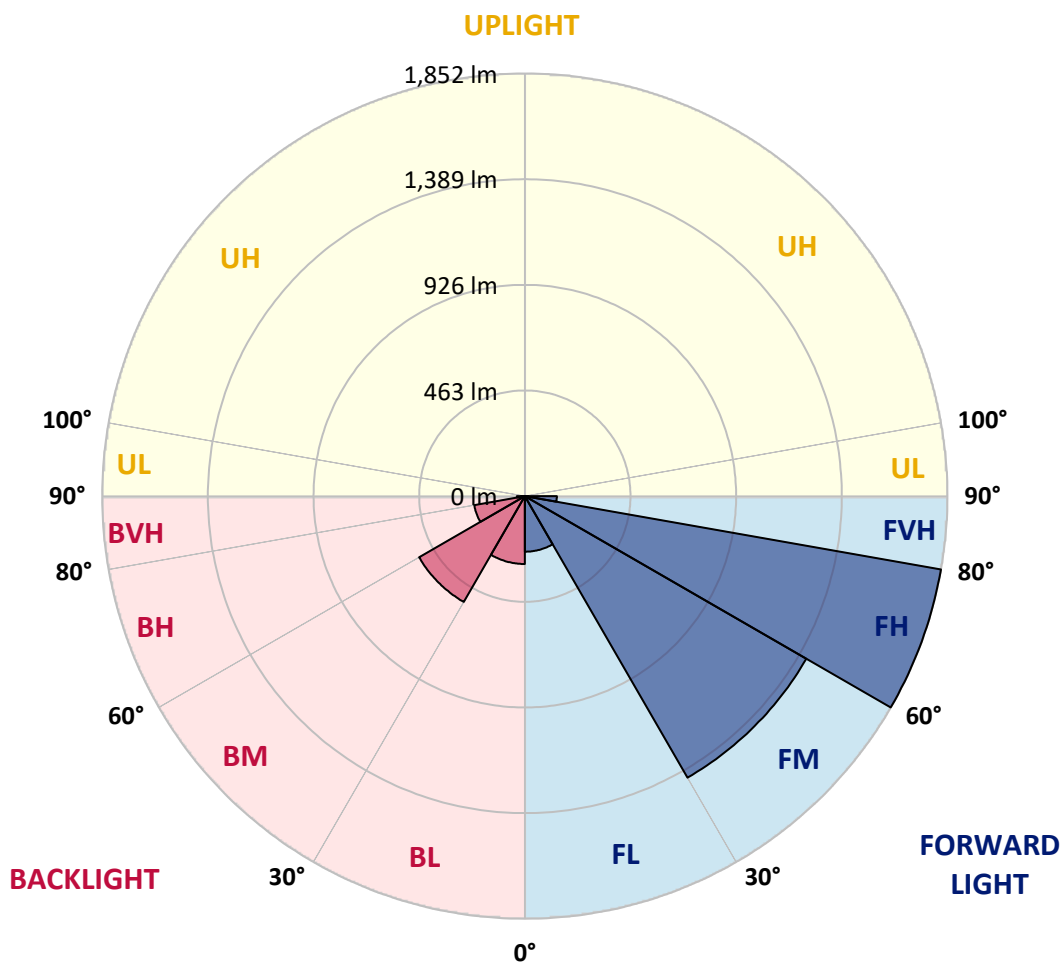
REPORT NUMBER: P675191  
 CATALOG NUMBER: CCW-SA-1D-840-U-T4FT

**LUMINAIRE CLASSIFICATION SYSTEM LUMEN TABLE AND BUG RATING:**

Zone	Lumens	% Fixture	Zone Rating/Lumen Limit		
			B	U	G
FL (0°-30°)	243.6	5.1			
FM (30°-60°)	1424.3	30.0			
FH (60°-80°)	1851.7	39.0			G2/5000
FVH (80°-90°)	140.2	3.0			G2/225
BL (0°-30°)	297.3	6.3	B1/500		
BM (30°-60°)	535.2	11.3	B1/1000		
BH (60°-80°)	225.2	4.7	B1/500		G1/500
BVH (80°-90°)	34.5	0.7			G1/100
UL (90°-100°)	0.0	0.0		U0/0	
UH (100°-180°)	0.0	0.0		U0/0	

**BUG Rating: B1-U0-G2**

Type IV Short





REPORT NUMBER: P675191

CATALOG NUMBER: CCW-SA-1D-840-U-T4FT

**CANDELA DISTRIBUTION (FULL):**

	0°	5°	15°	25°	34°	35°	45°	55°	65°	75°	85°
0°	651.0	651.0	651.0	651.0	651.0	651.0	651.0	651.0	651.0	651.0	651.0
2.5°	589.8	584.5	589.8	593.3	593.3	593.3	598.5	614.3	624.8	631.8	644.0
5°	528.5	530.3	533.8	542.5	547.8	551.3	560.0	579.3	595.0	617.8	644.0
7.5°	474.3	477.8	483.0	491.8	504.0	502.3	521.5	547.8	577.5	607.3	645.8
10°	446.3	453.3	455.0	456.8	469.0	469.0	495.3	525.0	561.8	600.3	645.8
12.5°	451.5	451.5	446.3	444.5	451.5	449.8	472.5	507.5	547.8	602.0	652.8
15°	467.3	467.3	456.8	446.3	456.8	453.3	472.5	500.5	547.8	603.8	666.8
17.5°	488.3	490.0	477.8	460.3	463.8	465.5	479.5	505.8	547.8	607.3	686.0
20°	530.3	521.5	502.3	474.3	486.5	481.3	502.3	525.0	558.3	621.3	714.0
22.5°	567.0	567.0	530.3	505.8	507.5	507.5	526.8	546.0	574.0	640.5	735.0
25°	626.5	623.0	577.5	540.8	544.3	546.0	556.5	579.3	600.3	651.0	761.3
27.5°	701.8	693.0	647.5	605.5	591.5	596.8	602.0	619.5	624.8	668.5	792.8
30°	782.3	770.0	731.5	665.0	658.0	659.8	651.0	661.5	654.5	696.5	824.3
32.5°	833.1	833.1	796.3	747.3	728.0	728.0	698.3	705.3	705.3	722.8	880.3
35°	876.8	873.3	848.8	812.1	799.8	792.8	763.0	773.5	756.0	773.5	959.1
37.5°	943.3	932.8	922.3	897.8	873.3	868.1	852.3	859.3	834.8	826.1	1048.3
40°	1020.3	1015.1	1004.6	994.1	969.6	967.8	950.3	957.3	931.1	897.8	1137.6
42.5°	1134.1	1118.3	1085.1	1076.3	1081.6	1088.6	1081.6	1069.3	1022.1	980.1	1233.8
45°	1247.8	1223.3	1160.3	1146.3	1186.6	1181.3	1211.1	1205.8	1128.8	1062.3	1335.3
47.5°	1321.3	1300.3	1249.6	1240.8	1258.3	1265.3	1354.6	1338.8	1216.3	1137.6	1433.3
50°	1373.8	1375.6	1309.1	1331.8	1354.6	1354.6	1466.6	1464.8	1323.1	1230.3	1561.1
52.5°	1450.8	1426.3	1398.3	1419.3	1450.8	1468.3	1606.6	1568.1	1389.6	1309.1	1704.6
55°	1491.1	1480.6	1456.1	1492.8	1559.3	1568.1	1715.1	1685.4	1464.8	1401.8	1851.6
57.5°	1506.8	1515.6	1555.8	1571.6	1664.4	1687.1	1813.1	1771.1	1534.8	1517.3	1965.4
60°	1576.8	1564.6	1618.9	1681.9	1771.1	1783.4	1935.6	1844.6	1603.1	1592.6	2002.1
62.5°	1718.6	1687.1	1716.9	1792.1	1916.4	1932.1	2065.1	1942.6	1632.9	1643.4	2000.4
65°	1925.1	1902.4	1858.6	1918.1	2093.1	2115.9	2217.4	2026.6	1624.1	1625.9	1858.6
67.5°	2168.4	2131.6	2086.1	2122.9	2336.4	2388.9	2402.9	2063.4	1562.8	1527.8	1512.1
70°	2381.9	2357.4	2327.6	2390.7	2688.2	2707.4	2633.9	2040.6	1393.1	1226.8	1008.1
72.5°	2581.4	2569.2	2586.7	2822.9	3164.2	3176.5	2850.9	1897.1	1100.8	743.8	469.0
75°	2597.2	2584.9	2705.7	3180.0	3761.0	3783.7	2985.7	1487.6	581.0	302.8	197.8
77.5°	1758.9	1795.6	2021.4	2784.4	3454.7	3460.0	2441.4	691.3	239.8	178.5	138.3
80°	432.3	479.5	761.3	1440.3	2329.4	2387.2	1337.1	232.8	157.5	136.5	103.3
82.5°	157.5	171.5	309.8	651.0	1309.1	1331.8	467.3	126.0	113.8	105.0	75.3
85°	75.3	77.0	147.0	320.3	661.5	654.5	168.0	75.3	82.3	71.8	45.5
87.5°	31.5	31.5	64.8	148.8	292.3	283.5	54.3	35.0	47.3	42.0	22.8
90°	0.0	0.0	0.0	0.0	0.0	0.0	0.0	0.0	0.0	0.0	0.0



REPORT NUMBER: P675191  
 CATALOG NUMBER: CCW-SA-1D-840-U-T4FT

**CANDELA DISTRIBUTION (continued):**

	90°	95°	105°	115°	125°	135°	145°	155°	165°	175°	180°
0°	651.0	651.0	651.0	651.0	651.0	651.0	651.0	651.0	651.0	651.0	651.0
2.5°	652.8	656.3	670.3	680.8	691.3	700.0	714.0	714.0	722.8	722.8	722.8
5°	651.0	670.3	693.0	717.5	733.3	749.0	763.0	764.8	770.0	777.0	778.8
7.5°	658.0	677.3	714.0	749.0	768.3	775.3	792.8	787.5	787.5	787.5	792.8
10°	672.0	693.0	743.8	775.3	789.3	791.1	785.8	782.3	771.8	768.3	763.0
12.5°	682.5	719.3	770.0	794.6	789.3	784.0	771.8	754.3	742.0	738.5	738.5
15°	708.8	745.5	792.8	801.6	792.8	764.8	749.0	729.8	719.3	703.5	710.5
17.5°	731.5	773.5	815.6	805.1	787.5	743.8	721.0	693.0	679.0	661.5	661.5
20°	761.3	799.8	836.6	808.6	770.0	722.8	686.0	651.0	631.8	614.3	617.8
22.5°	794.6	829.6	848.8	794.6	743.8	689.5	638.8	605.5	581.0	570.5	574.0
25°	820.8	859.3	855.8	771.8	712.3	647.5	591.5	560.0	554.8	544.3	544.3
27.5°	854.1	894.3	850.6	743.8	659.8	581.0	546.0	533.8	533.8	528.5	532.0
30°	897.8	925.8	838.3	703.5	593.3	521.5	504.0	511.0	523.3	518.0	519.8
32.5°	969.6	966.1	827.8	658.0	523.3	463.8	476.0	490.0	500.5	505.8	509.3
35°	1039.6	1016.8	815.6	596.8	458.5	435.8	446.3	462.0	481.3	486.5	488.3
37.5°	1109.6	1069.3	794.6	521.5	418.3	411.3	421.8	430.5	446.3	449.8	453.3
40°	1183.1	1104.3	757.8	448.0	385.0	385.0	392.0	393.8	402.5	407.8	411.3
42.5°	1247.8	1137.6	691.3	379.8	350.0	362.3	364.0	360.5	353.5	357.0	358.8
45°	1326.6	1174.3	614.3	330.8	323.8	339.5	343.0	329.0	316.8	309.8	306.3
47.5°	1403.6	1212.8	547.8	290.5	299.3	323.8	323.8	308.0	287.0	269.5	262.5
50°	1473.6	1251.3	493.5	266.0	274.8	311.5	315.0	285.3	262.5	241.5	238.0
52.5°	1590.9	1316.1	437.5	246.8	260.8	302.8	301.0	274.8	245.0	222.3	220.5
55°	1694.1	1380.8	364.0	227.5	246.8	290.5	295.8	264.3	224.0	203.0	199.5
57.5°	1769.4	1396.6	290.5	208.3	232.8	276.5	283.5	243.3	210.0	192.5	190.8
60°	1783.4	1335.3	236.3	192.5	213.5	257.3	262.5	231.0	199.5	185.5	182.0
62.5°	1718.6	1218.1	201.3	178.5	197.8	238.0	248.5	217.0	189.0	176.8	175.0
65°	1571.6	1046.6	176.8	166.3	187.3	224.0	236.3	206.5	180.3	169.8	168.0
67.5°	1244.3	803.3	157.5	157.5	173.3	210.0	227.5	199.5	171.5	164.5	162.8
70°	813.8	483.0	143.5	145.3	162.8	197.8	217.0	190.8	161.0	159.3	155.8
72.5°	350.0	222.3	127.8	133.0	147.0	176.8	201.3	178.5	148.8	143.5	138.3
75°	161.0	134.8	115.5	119.0	131.3	155.8	182.0	164.5	138.3	129.5	124.3
77.5°	113.8	98.0	96.3	103.3	112.0	134.8	161.0	154.0	127.8	120.8	117.3
80°	84.0	75.3	80.5	87.5	92.8	124.3	152.3	141.8	117.3	106.8	101.5
82.5°	59.5	56.0	63.0	70.0	75.3	108.5	140.0	124.3	98.0	89.3	80.5
85°	35.0	36.8	43.8	47.3	52.5	80.5	117.3	99.8	75.3	57.8	56.0
87.5°	15.8	15.8	21.0	22.8	26.3	47.3	78.8	63.0	47.3	36.8	35.0
90°	0.0	0.0	0.0	0.0	0.0	0.0	0.0	0.0	0.0	0.0	0.0

(END OF REPORT)